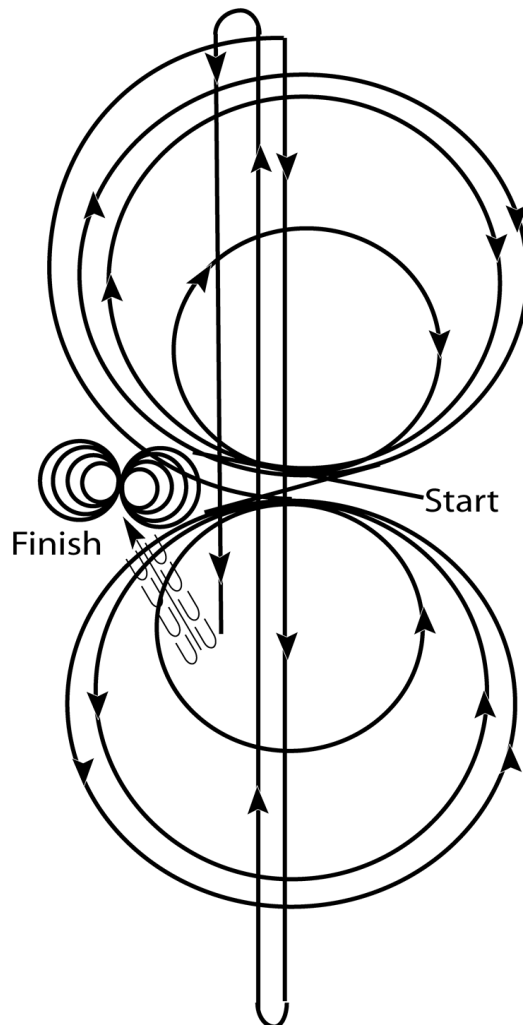


Summer Celebration

Reining

Show Date: 07-14, 15 2018



Horses must walk or stop prior to starting the pattern.

Begin at the center of the arena facing the left wall or fence.

1. Beginning on the right lead, complete three circles to the right; the first small and slow; the next two circles large and fast. Change leads at the center of the arena.
 2. Complete three circles to the left; the first small and slow; the next two circles large and fast. Change leads at the center of the arena.
 3. Continue around previous circle to the right. At the top of the circle, run down the middle to the far end of the arena past the end marker and do a right rollback - no hesitation.
 4. Run up the middle to the opposite end of the arena past the end marker and do a left rollback - no hesitation.
 5. Run past the center marker and do a sliding stop. Back up to the center of the arena or at least 10 feet (3m). Hesitate.
 6. Complete four spins to the right.
 7. Complete four spins to the left. Hesitate to demonstrate completion of the pattern.
- Rider may drop bridle to the designated judge.

[R/AQHAP-2]

Pattern Provided by:

management

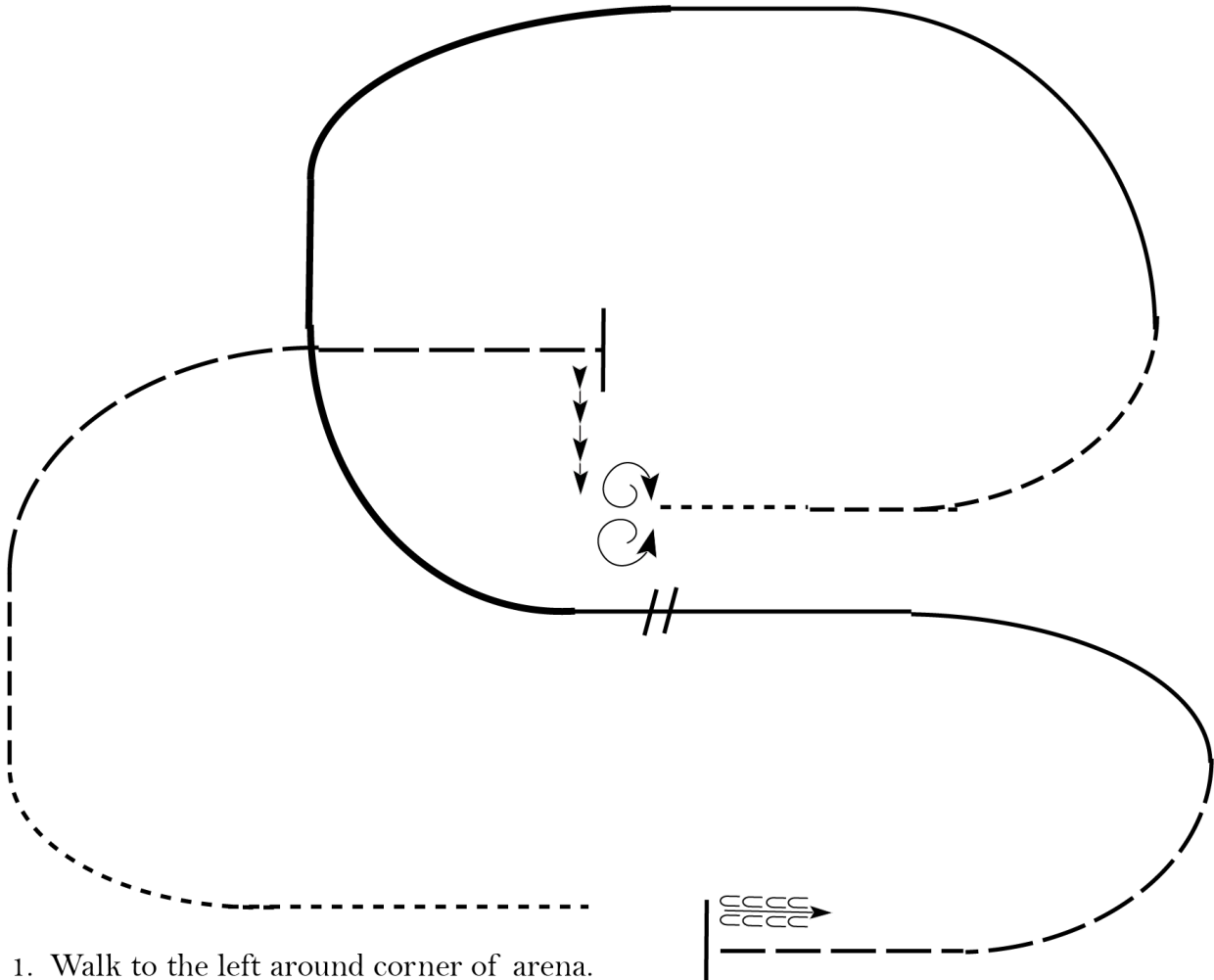
Summer Celebration

All Ranch Riding

Show Date: 07-14, 15 2018

www.HorseShowPatterns.com

www.HorseShowPatterns.com



1. Walk to the left around corner of arena.
2. Trot
3. Extend alongside of the arena and around the corner to center.
4. Stop, side pass right
5. 360 degree turn each direction (either way 1st)
6. Walk.
7. Trot.
8. Lope left lead
9. Extend the lope
10. Change leads (simple or flying)
11. Collect to the lope
12. Extend trot
13. Stop and back

Walk	-----
Jog	- - - - -
Extended Jog	-----
Lope	—————
Lead Change	———/———
Back	←————
Marker	Ⓚ

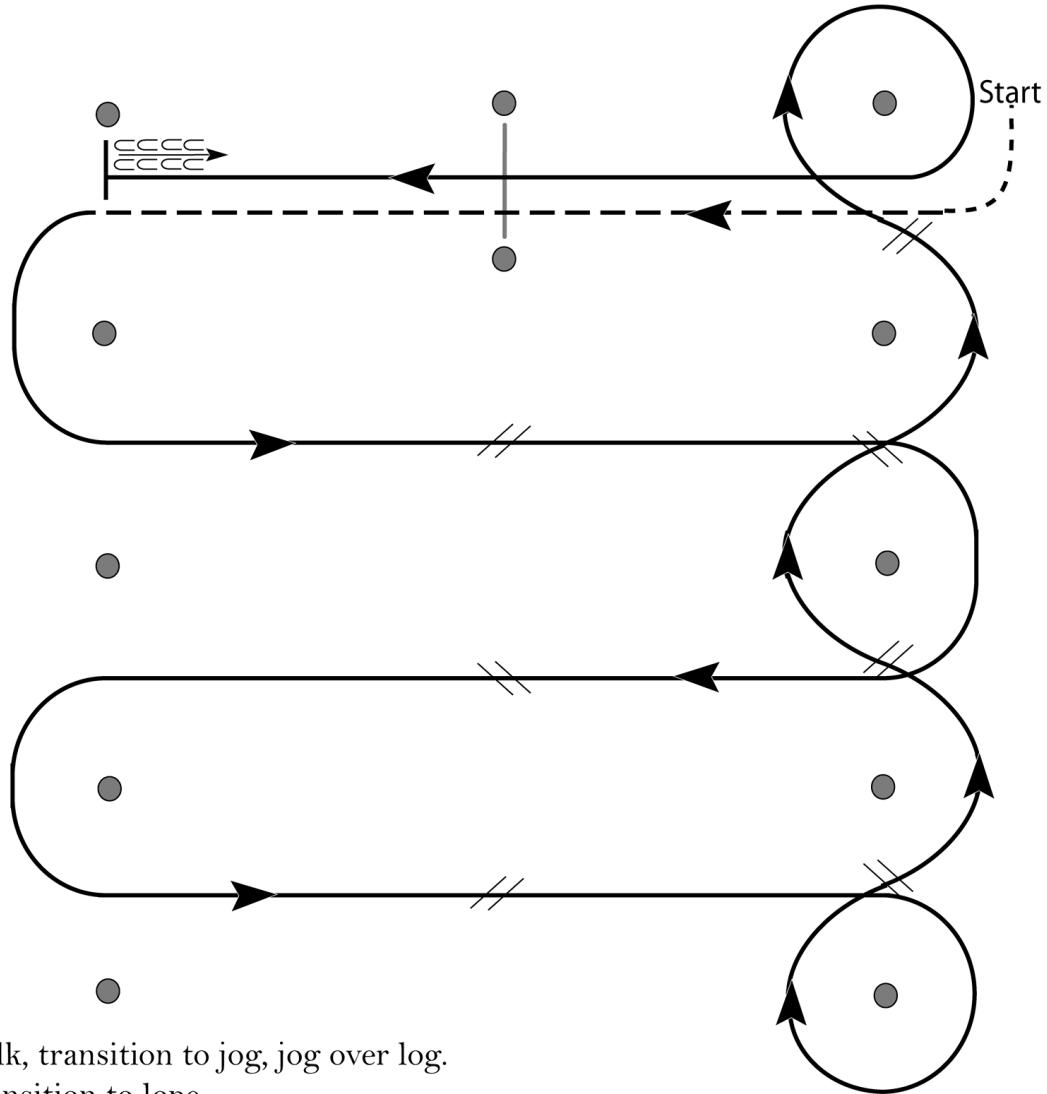
[RR/3]

Pattern Provided by:
management

Summer Celebration

All Western Riding

Show Date: 07-14, 15 2018



1. Walk, transition to jog, jog over log.
2. Transition to lope.
3. First crossing change.
4. Second crossing change.
5. Third crossing change.
6. Circle and first line change.
7. Second line change.
8. Third line change.
9. Fourth line change and circle.
10. Lope log.
11. Lope, stop and back.

[WR/OP-2]

Pattern Provided by:

management

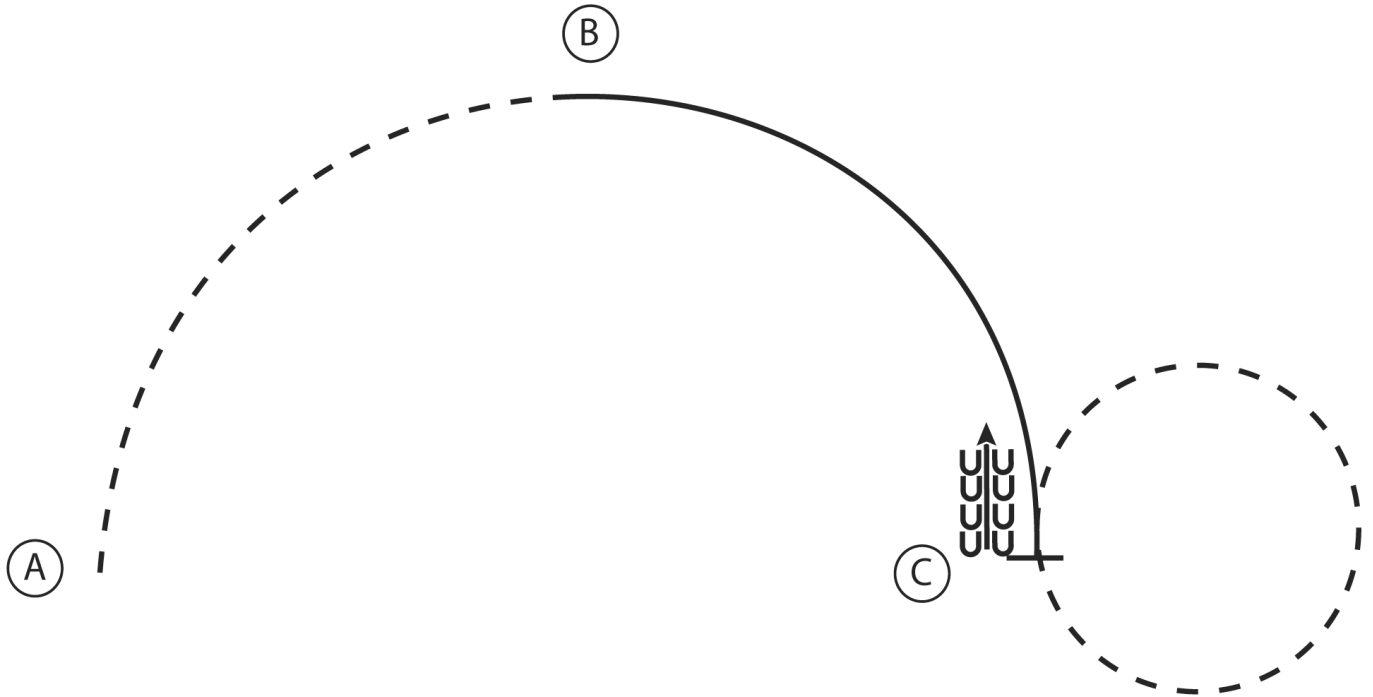
Summer Celebration

All APHA HS EQ

Show Date: 07-14, 15 2018

w w w . H o r s e S h o w P a t t e r n s . c o m

w w w . H o r s e S h o w P a t t e r n s . c o m



1. Posting trot on the left diagonal A to B
2. At B canter on the right lead to C
3. At C posting trot a circle to the left on the right diagonal
4. At C stop and back 4 steps

Walk
Trot	- - - - -
Extended Trot	- - - - -
Canter	—————
Leg Yield	
Lead Change	↘
Back	←UUUU
Marker	⊙
Sidepass	←- - - - -

[HSE/1-17]

Pattern Provided by:
management

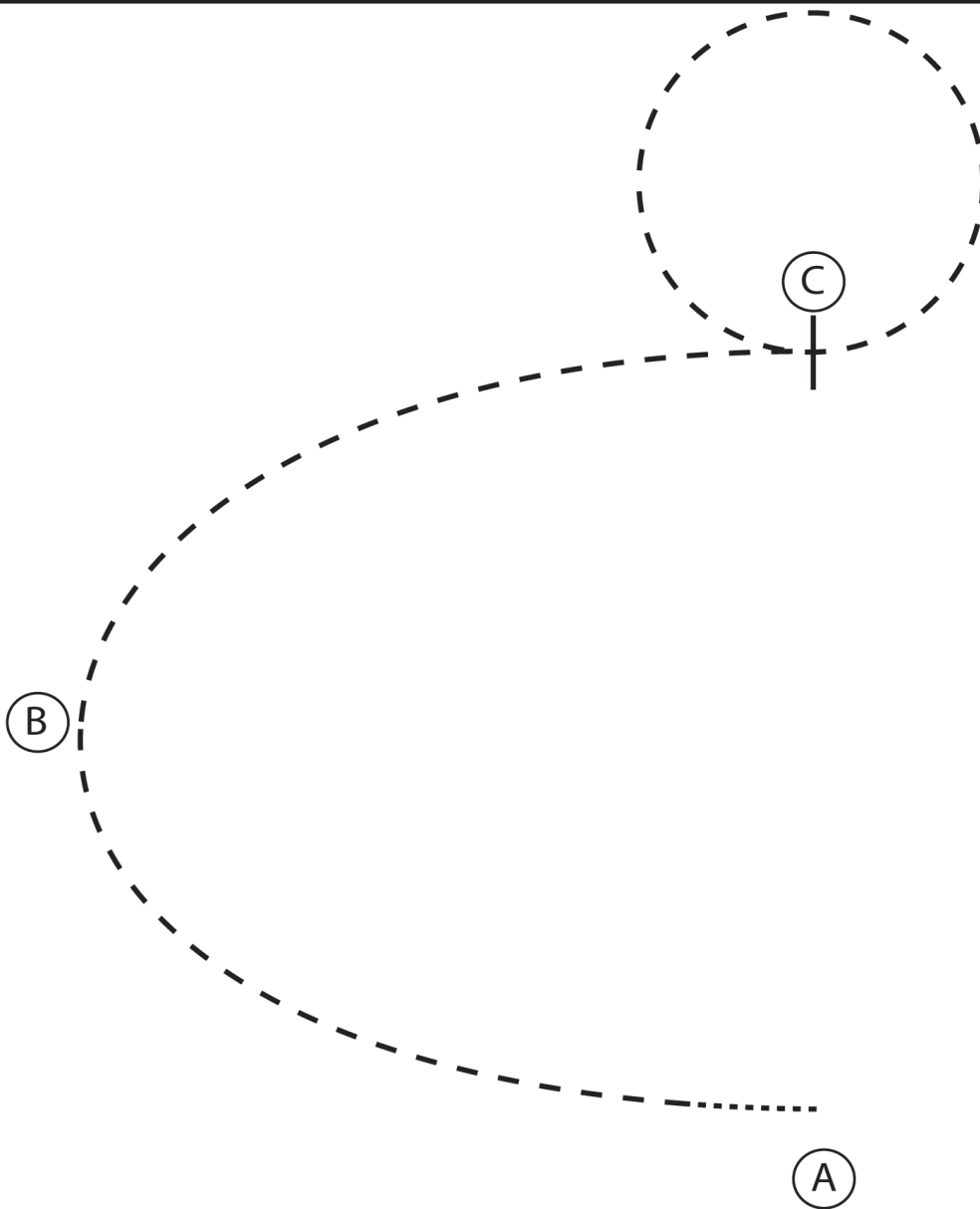
Summer Celebration

All APHA Walk Trot HS EQ

Show Date: 07-14, 15 2018

w w w . H o r s e S h o w P a t t e r n s . c o m

w w w . H o r s e S h o w P a t t e r n s . c o m



1. Walk 3 strides at A then posting trot on the right diagonal to B
2. At B change diagonals and continue to C
3. At C sitting trot a circle to the left
4. Stop at C

Walk
Trot	-----
Extended Trot	-----
Canter	—————
Leg Yield	
Lead Change	↘
Back	←←←←←
Marker	⊙
Sidepass	←←←←←

[HSE/WT-10]

Pattern Provided by:
management

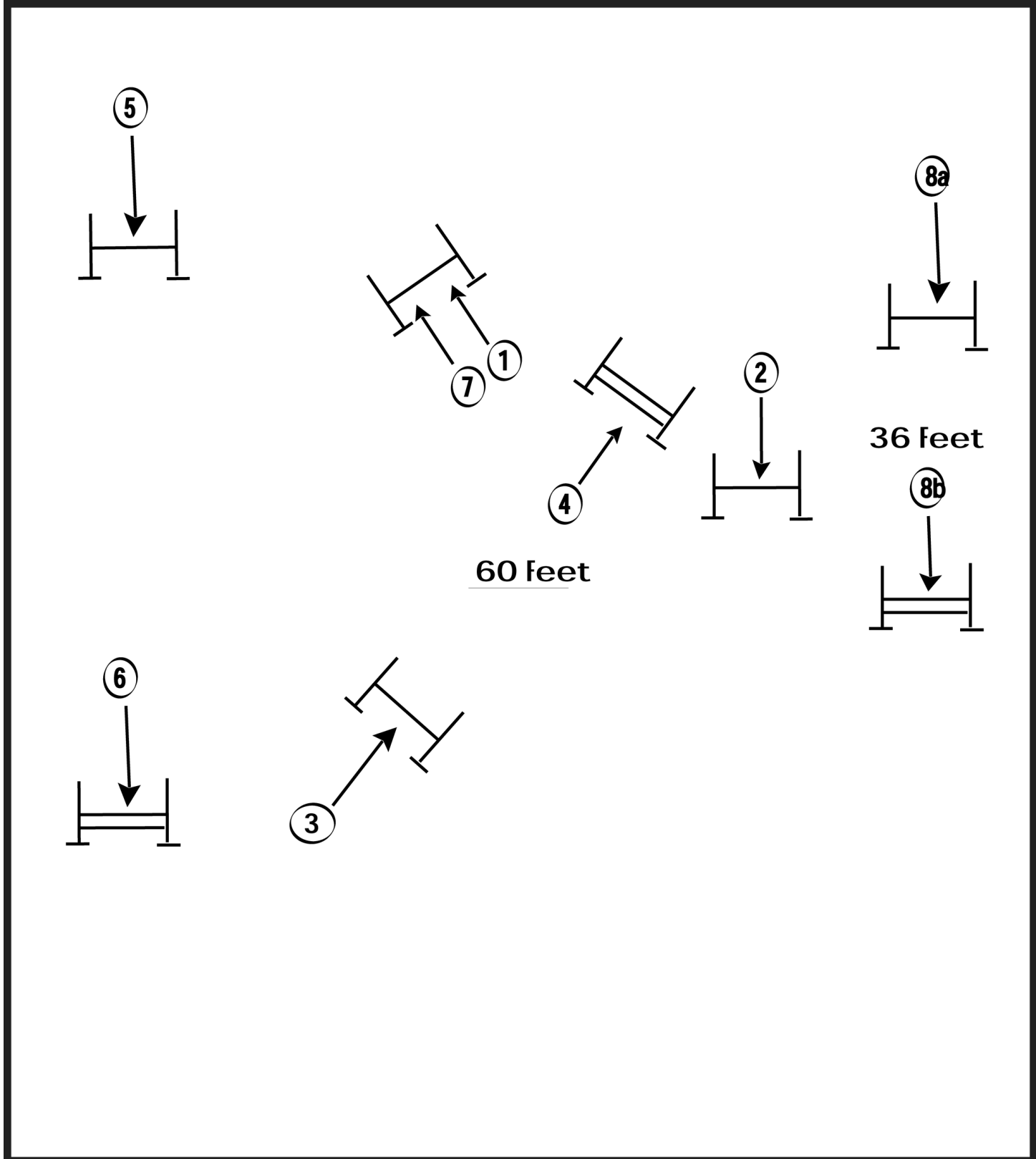
Summer Celebration

Cross rail, Eq over fences SOEE & APHA

Show Date: 07-14, 15 2018

www.HorseShowPatterns.com

www.HorseShowPatterns.com



Pattern Provided by:

management

[HSEOF/1]

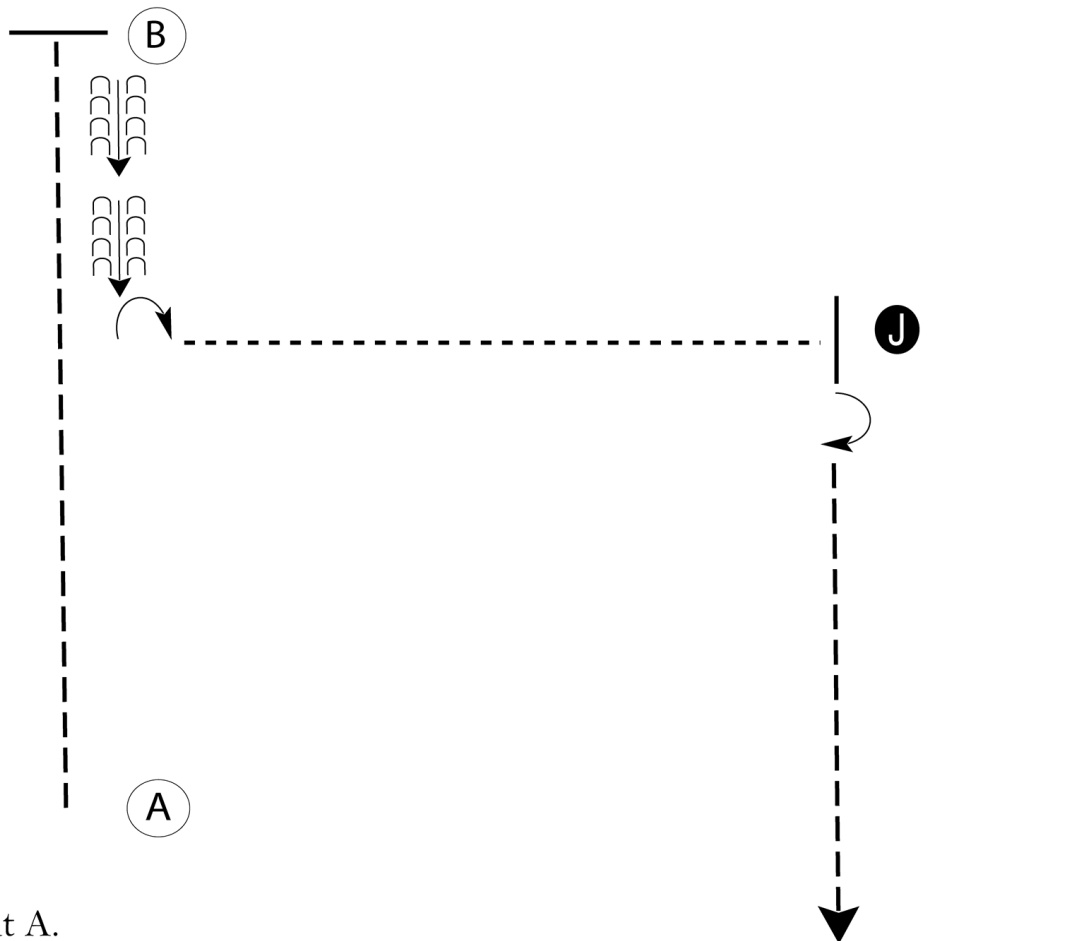
Summer Celebration

SOEE SMS & All APHA SMS

Show Date: 07-14, 15 2018

w w w . H o r s e S h o w P a t t e r n s . c o m

w w w . H o r s e S h o w P a t t e r n s . c o m



Be ready at A.

1. Trot to B and stop.
2. Back until even with judge.
3. Perform a 90 degree turn. Walk to judge.
4. Stop, set up, inspection.
5. When dismissed, perform a 90 degree turn.
6. Trot to the line up or follow the directions of the ring steward.

Walk	-----
Trot	- - - - -
Back	← c c c c c c
Marker	Ⓚ
Judge	Ⓝ

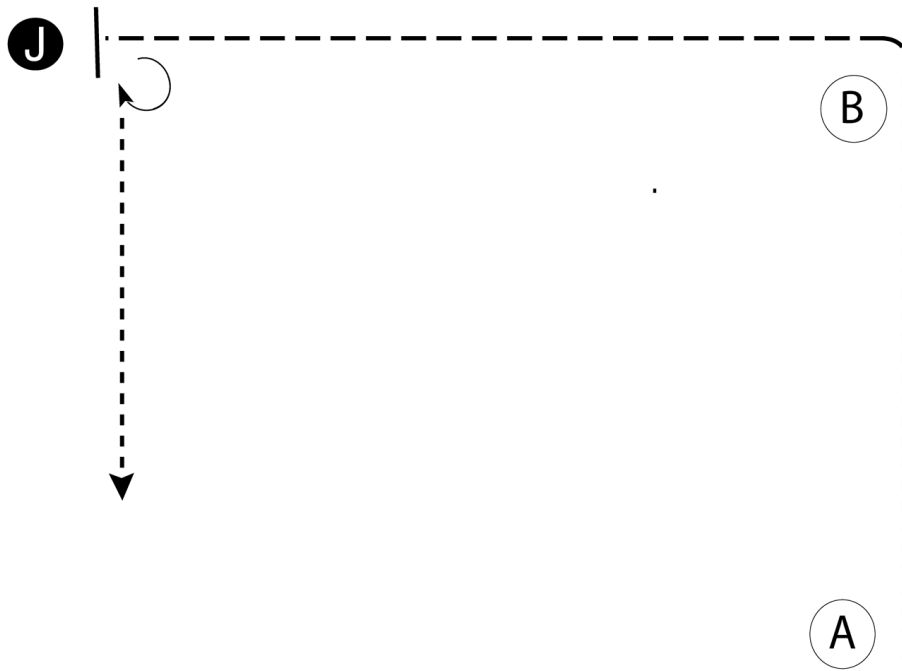
[S/1-29]

Pattern Provided by:
management

Summer Celebration

SOEE WTJ SMS & APHA WT SMS WALK ONLY

Show Date: 07-14, 15 2018



Be ready at A.

1. Walk to B.
2. Trot around B and to judge.
3. Stop and set up for inspection.
4. When dismissed, turn 270 degrees and walk straight off.

Walk	-----
Trot	- - - - -
Back	←
Marker	(B)
Judge	(J)

[S/WT-23]

Pattern Provided by:

management

w w w . H o r s e S h o w P a t t e r n s . c o m

w w w . H o r s e S h o w P a t t e r n s . c o m

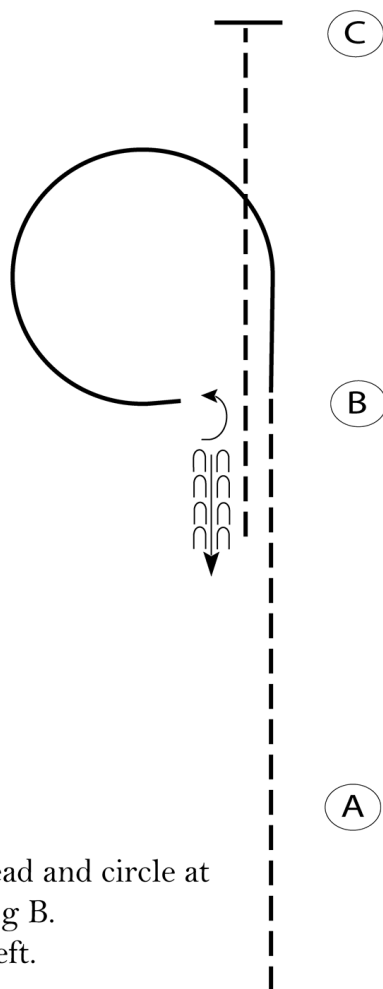
Summer Celebration

All APHA HMS

Show Date: 07-14, 15 2018

w w w . H o r s e S h o w P a t t e r n s . c o m

w w w . H o r s e S h o w P a t t e r n s . c o m



Begin before A at a jog.

1. Jog from A to B.
2. At B, lope on the left lead and circle at B as shown. Stop facing B.
3. Turn 1/4 turn to the left.
4. Back one horse length.
5. Jog to C. Stop at C.

Follow the instructions of your ring steward.

Walk	-----
Jog	- - - - -
Extended Jog	- - - - -
Lope	—————
Leg Yield	
Lead Change	— / —
Back	← ← ← ← ←
Marker	Ⓚ
Sidepass	← — — — — →

[WH/1-17]

Pattern Provided by:
management

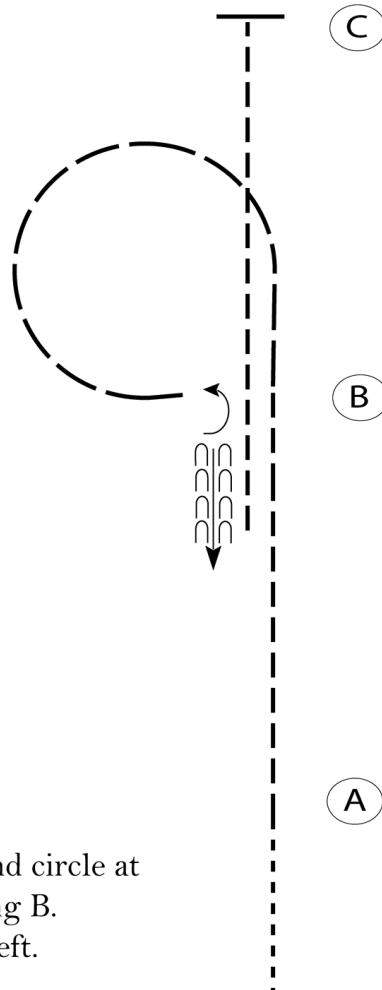
Summer Celebration

All APHA HMS

Show Date: 07-14, 15 2018

w w w . H o r s e S h o w P a t t e r n s . c o m

w w w . H o r s e S h o w P a t t e r n s . c o m



- Begin before A at a walk.
1. Jog from A to B.
 2. At B, extend the jog and circle at B as shown. Stop facing B.
 3. Turn 1/4 turn to the left.
 4. Back one horse length.
 5. Jog to C. Stop at C.

Follow the instructions of your ring steward.

Walk
Jog	-----
Extended Jog	- - - - -
Lope	—————
Leg Yield	
Lead Change	— / —
Back	←←←←←
Marker	Ⓟ
Sidepass	←····→

[WH/WT-17]

Pattern Provided by:
management